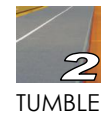
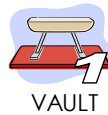


WELSH PRELIMS 2011



TEAM
TOTAL

TEAM
RANK

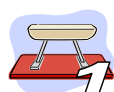
Phase 1 u-11 BOYS

Rowan Armit-Brewster	Eryri	8.1	5	8.4	7.9	29.4	12		
Eban Hargreaves	Eryri	8.3	8.2	8.3	7.7	32.5	5		
Evan Jones	Pencoed	8.8	8.7	8.5	7.4	33.4	2		
Macsen Lyn Prys-Davies	Pencoed	8	5	8.7	7.8	29.5	11		
Myles Giddy	Pencoed	0	5	8.3	7.5	20.8	16		
		16.8	18.7	25.5	22.7			83.7	4
Morgan Jenkins	Barry YMCA A	9.2	5	8.7	7.6	30.5	7		
Joshua Penikett	Barry YMCA A	7.3	5	6.3	7.1	25.7	15		
Oliver Knight	Barry YMCA A	8.4	8.2	8.7	7.6	32.9	4		
		24.9	18.2	23.7	22.3			89.1	2
Rhos Phyfer	Barry YMCA B	7.3	8	7.2	7.4	29.9	9		
Sam Stopgate	Barry YMCA B	8	6.5	8.1	7.7	30.3	8		
Rueben Hopkin	Barry YMCA B	7.8	5	8.3	7.3	28.4	13		
		23.1	19.5	23.6	22.4			88.6	3
Gavin Jones	Carmarthen	7.9	5	9.1	7.9	29.9	9		
Noah Gowman	Carmarthen	7.6	5	7.8	7.2	27.6	14		
Jonathan Walters	Carmarthen	8.2	8.2	9.5	7.6	33.5	1		
Aled Llyr John	Carmarthen	7.6	8.8	7.8	6.7	30.9	6		
		23.7	22	26.4	22.7			94.8	1
Rhys Berube	UWIC	8.1	9	9	7.3	33.4	2		

Phase 1 u-14 BOYS

Callum Love	Eryri	9.1	9.6	9.1	9.1	36.9	1		
Jake Carr	Barry YMCA	8.4	0	9.1	8	25.5	4		
Derry Heap	Barry YMCA	9	9.2	8.4	7.8	34.4	2		
Joseph Govier	Barry YMCA	8.7	8.9	7.8	7.5	32.9	3		
		26.1	18.1	25.3	23.3			92.8	1

WELSH PRELIMS 2011



VAULT

VAULT

TUMBLE

TUMBLE

TOTAL

RANK

TEAM
TOTAL

TEAM
RANK

Phase 1 u-17 BOYS

	Elliot Reed	UWIC	8.5	8.8	9.5	9.2	36	1		
	Thomas Gibbs	UWIC	8.6	8.5	8.9	8.2	34.2	3		
	Philip Pekham	UWIC	8.2	8.6	9.5	8.5	34.8	2		
			25.3	25.9	27.9	25.9			105	1
	Phase 2 u-11 BOYS									
	Danny Harris	Barry YMCA C	7.5	5	8	8.2	28.7	12		
	Alexander Gibbs	Barry YMCA C	8.6	7	8.7	7.9	32.2	9		
	Rhys Powell	Barry YMCA C	8.8	8.8	9	7.8	34.4	4		
			24.9	20.8	25.7	23.9			95.3	3
	George Lawrence	Barry YMCA D	8.1	8.3	8.7	7.9	33	7		
	Luke Evans	Barry YMCA D	8.5	8.3	9.4	8.7	34.9	3		
	Kyle Cates	Barry YMCA D	7.4	5	8.9	7.7	29	11		
	Harri Morgan	Barry YMCA D	8.7	8.4	8.5	7.6	33.2	6		
			25.3	25	27	24.3			101.6	2
	James Spragg	Carmarthen	8.2	9	8.8	7.9	33.9	5		
	Ben Hembury	Olympic	9.1	0	9.3	8.7	27.1	14		
	Alan Ramtin	Olympic	5	5	8	7.6	25.6	15		
	Steffan Crimp	Olympic	8.9	8.2	7.7	7.5	32.3	8		
	Jamie Duffield	Olympic	6	7.8	7.3	7.4	28.5	13		
			24	21	25	23.8			93.8	4
	Jack Grabham	Pencoed	8.8	9.6	9.8	9.4	37.6	1		
	Euan Edwards	Pencoed	8.7	8.5	9.6	9.2	36	2		
	Lloyd Thomas	Pencoed	8	5	9.2	8.6	30.8	10		
			25.5	23.1	28.6	27.2			104.4	1
	Phase 2 - u14 BOYS									
	Christopher Jones	Pencoed	7.9	9.1	9.3	7.5	33.8	2		
	Tom Wright	Pencoed	7.8	9.3	8.8	7.8	33.7	3		
	Joe Pedrazzini	Pencoed	8.1	9.3	8.5	8	33.9	1		
			23.8	27.7	26.6	23.3			101.4	1
	Phase 2 - u17 BOYS									
	Jamies Rasis	Barry YMCA	8.3	9.5	5	7.9	30.7	3		
	Joel Trew	Barry YMCA	8.4	8.9	8.3	8.1	33.7	2		
			0	0	0	0	0	4		
	Owen Young	Barry YMCA	8.6	9.3	9.2	8.6	35.7	1		
			25.3	27.7	22.5	24.6			100.1	1



Phase 1 u-11 GIRLS		VAULT	VAULT	TUMBLE	TUMBLE	TOTAL	RANK	TEAM TOTAL	TEAM RANK
Isobel Gowman	Carmarthen A	8.9	8.8	9.2	9.1	36	8		
Sara Thomas	Carmarthen A	7.2	8.1	8.7	8.6	32.6	37		
Alisha Rice	Carmarthen A	9.1	7.8	8.6	8.3	33.8	28		
Chloe Ross	Carmarthen A	8.8	8.3	9.3	9.3	35.7	10		
		26.8	25.2	27.2	27			106.20	4
Grace Thomas	Carmarthen B	5	8.5	7.3	8.2	29	45		
Kelila Fraser Morgan	Carmarthen B	8.9	8.1	8.4	8.4	33.8	28		
Celyn Mai Williams	Carmarthen B	8.9	9.2	8.3	8.6	35	18		
Cayli Herbert	Carmarthen B	8.6	7.6	8.2	8.7	33.1	36		
		26.4	25.8	24.9	25.7			102.80	8
Elin Haf Davies	Carmarthen C	6.2	6.2	7.6	8.8	28.8	46		
Ava Walters	Carmarthen C	6.5	6.6	7.5	8.5	29.1	44		
Erin Walters	Carmarthen C	7.9	8.2	8.3	8.9	33.3	33		
		20.6	21	23.4	26.2			91.20	13
Elin Lewis-Jones	Bedwas	8.9	7.9	8.5	8.7	34	24		
Nicole Dighton	Bedwas	8.7	8.9	8.1	8.1	33.8	27		
Isabella Morris	Bedwas	9.1	9	8.7	8.4	35.2	13		
Lowri Grenfell	Bedwas	8.7	8	5.9	7.7	30.3	42		
		26.7	25.9	25.3	25.2			103.10	7
Ffion Parry	Eryri D	9.6	8.8	9.3	8.9	36.6	3		
Mared Hughes	Eryri D	9.4	9.3	8.9	9.4	37	1		
Jesikah Thomas	Eryri D	8.9	8.7	8.7	8.8	35.1	15		
Erin George	Eryri D	9	9.2	8.1	8.7	35	18		
		28	27.3	26.9	27.1			109.30	2
Nia George	Eryri E	9	8.8	8.5	8.9	35.2	13		
Heledd Roberts	Eryri E	5	7.3	8	8.5	28.8	46		
Ffion Roberts	Eryri E	8.8	8.6	9	9.3	35.7	10		
		22.8	24.7	25.5	26.7			99.70	10
Sylvie Floris	Olympic A	8.6	8.5	8.6	7.8	33.5	30		
Sadie Howarth	Olympic A	8.8	8.7	9.2	8.6	35.3	12		
Ruby Richardson	Olympic A	5	8.3	9.1	8.8	31.2	41		
Jessica Smith	Olympic A	8.9	9	9	8	34.9	20		
		26.3	26.2	27.3	25.4			105.20	5
Lily Slee	Olympic B	8.8	7.8	8.4	8.2	33.2	34		
Brooke Haries	Olympic B	8.6	8.4	8.6	8.7	34.3	22		
Lucy Windsor-Hamilton	Olympic B	7.9	0	8.4	7.6	23.9	48		
Kristen Harries	Olympic B	9	8.2	8	9	34.2	23		
		26.4	24.4	25.4	25.9			102.10	9
Beth George	Barry YMCA A	9.3	9	9.2	9.1	36.6	3		
Megan Blake	Barry YMCA A	8.8	8.8	8.9	8.6	35.1	15		
Chloe Watkins	Barry YMCA A	9.1	7.9	8.4	8.1	33.5	30		
Zoe Arnold	Barry YMCA A	8.8	8.8	8.5	9	35.1	15		
		27.2	26.6	26.6	26.7			107.10	3
Francia Mahoney	Barry YMCA	8.3	8	8	8.3	32.6	37		
Kirsty Trigg	UWIC A	8.8	8.5	8.6	6.7	32.6	37		
Lucy Maidment	UWIC A	8.9	9.1	8	8	34	24		
Elen James	UWIC A	8.8	8.4	7.6	8.3	33.1	35		
		26.5	26	24.2	23			99.70	10
Tayla Smith	UWIC B	8.9	8.8	7.6	8.1	33.4	32		
Nia Bateman Jones	UWIC B	8.6	7.2	7.8	8.7	32.3	40		
Erin Morgan	UWIC B	8.7	8.8	6	6.6	30.1	43		
		26.2	24.8	21.4	23.4			95.80	12
Divja Joshi	Capital Academy A	8.8	9	9.3	9.1	36.2	6		
Elan Chidlow	Capital Academy A	8.9	9.1	9.1	8.9	36	8		
Sineah Lewis	Capital Academy A	9.2	8.7	9.4	9	36.3	5		
Erin Holloway	Capital Academy A	9.3	9.1	9.4	9.2	37	1		
		27.4	27.2	28.1	27.3			110.00	1
Molly Tanetta	Capital Academy B	9.5	8.7	9.2	8.7	36.1	7		
Bella Ardley	Capital Academy B	8.8	8.2	9.4	8.5	34.9	20		
Ffion Tynan	Capital Academy B	8.9	8.5	9	7.5	33.9	26		
		27.2	25.4	27.6	24.7			104.90	6

WELSH PRELIMS 2011



VAULT

VAULT

TUMBLE

TUMBLE

TOTAL

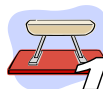
RANK

TEAM
TOTAL

TEAM
RANK

Phase 2 u-14 GIRLS

	Anya Rowlands	Olympic A	8.9	8.9	8.6	8	34.40	8		
	Megan Davies	Olympic A	8.8	8.5	8.7	9.2	35.20	6		
	Cerys Hartland	Olympic A	8.5	8.5	8.7	9.3	35.00	7		
			26.2	25.9	26	26.5			104.6	2
	Lowri Addecot	Olympic B	8.8	8.4	8.4	8.7	34.30	9		
	Hayleigh Maidement	Olympic B	8.4	7	8.3	8.2	31.90	11		
	Emily Forrest	Olympic B	8.3	8.3	8.5	8.6	33.70	10		
			25.5	23.7	25.2	25.5			99.9	3
	Shauna O'Reilly	Capital Academy	9.2	9	9.3	8.7	36.20	1		
	Natalie Bowen	Carmarthen	9	8.7	9.1	8.8	35.60	4		
	Lori Thomas	Carmarthen	9.2	8.8	8.8	8.9	35.70	3		
	Grace Griffiths	Carmarthen	9.3	8.8	8.9	9	36.00	2		
	Bethan Curtis	Carmarthen	9	8.4	9.1	8.9	35.40	5		
			27.5	26.3	27.1	26.8			107.7	1
	Phase 2 u-11 GIRLS									
	Catherine Feehan	Olympic	7.9	8.6	8.9	8.9	34.30	5		
	Martha Stallard	Olympic	8.2	8.6	8.7	9	34.50	4		
	Gwen Morgan	Olympic	9	9.3	9.1	9.1	36.50	2		
	Skye Wilson	Olympic	8.9	9	8.9	8.5	35.30	3		
			26.1	26.9	26.9	27			106.9	1
	Annell Dyfri	Carmarthen	9.4	9.4	8.9	9.4	37.10	1		



VAULT

VAULT

TUMBLE

TUMBLE

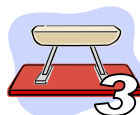
TOTAL

RANK

TEAM
TOTALTEAM
RANK**Phase 1 u-14 GIRLS**

Helen Hirst	Eryri A	8.5	9.3	8.8	8.6	35.20	3		
Sophie Pipe	Eryri A	8.7	9.3	9.2	8.8	36.00	1		
Anni Williams	Eryri A	8.3	9.3	8.7	8.4	34.70	6		
Megan Jordan	Eryri A	7.3	9.1	9.1	8.3	33.80	10		
		25.5	27.9	27.1	25.8			106.3	1
Elin Owen	Eryri B	6.9	8.5	8.4	7.6	31.40	28		
Chloe Banks	Eryri B	8.8	0	9	8.5	26.30	32		
Leanne Williams	Eryri B	8.6	7.9	8.1	7.4	32.00	23		
Harriet Corfield	Eryri B	7	8.5	8.4	7.2	31.10	30		
		24.4	24.9	25.8	23.5			98.6	6
Morgan Watkins	Capital Academy	8.6	8.5	8.9	8.6	34.60	7		
Clara Bird	Capital Academy	7.8	8.3	9	8.5	33.60	11		
Megan Jones	Eryri C	8.6	8	8.6	8.4	33.60	11		
Bethany Armit-Brewster	Eryri C	8	7.8	8.1	8.1	32.00	23		
Tegan Torode	Bedwas	8.7	8.4	7.7	7.5	32.30	20		
Carys Davies	Bedwas	7.9	9.1	7.6	7.4	32.00	23		
Caitlin Markall	Bedwas	8.5	9	8.4	7.5	33.40	15		
		25.1	26.5	23.7	22.4			97.7	7
Amy Kate O'sullivan	Llantrisant A	8.7	9.2	8.3	8.6	34.80	5		
Mercedes Jeffs	Llantrisant A	8	8.9	8.2	8.4	33.50	14		
Alex Davies	Llantrisant A	0	8.6	7.8	6.9	23.30	35		
Evie Scammell	Llantrisant A	8.5	7	8.8	8.5	32.80	19		
		25.2	26.7	25.3	25.5			102.7	2
Maria Rowley	Llantrisant B	8.7	8.9	7.9	7.7	33.20	17		
Holly Carter	Llantrisant B	8.2	8.4	8.8	8.2	33.60	11		
Elise Jones	Llantrisant B	8.1	8	8.3	7.8	32.20	21		
Britney David	Llantrisant B	7.9	7.8	7.9	8.3	31.90	27		
		25	25.3	25	24.3			99.6	4
Rhian O'Connor	Carmarthen	0	9	8.8	8.6	26.40	31		
Lowri Walters	Carmarthen	0	7.9	7.6	7.4	22.90	36		
Kate McCarthy	Carmarthen	8.9	0	8.1	7.7	24.70	33		
Genie Hemming	Carmarthen	8.8	9	9	8.7	35.50	2		
		17.7	25.9	25.9	25			94.5	8
Sophie Jones	Olympic A	7.8	8.6	8.4	8.4	33.20	18		
Moesha Hocking	Olympic A	8	8.6	8.2	8.5	33.30	16		
Chloe Hembury	Olympic A	8.1	8.3	8.2	7.5	32.10	22		
Molly Gambling	Olympic A	8.2	7.5	8	7.6	31.30	29		
		24.3	25.5	24.8	24.5			99.1	5
Libby Smith	Barry YMCA A	8.7	9.2	8.1	8	34.00	9		
Megan Hopkins	Barry YMCA A	8.8	8.5	9.1	8.5	34.90	4		
Jessica Johnson	Barry YMCA A	8.5	0	8	7.9	24.40	34		
Bethan Wride	Barry YMCA A	8.9	6.5	8	8.6	32.00	23		
		26.4	24.2	25.2	25.1			100.9	3
Megan Aspell	Barry YMCA	8.4	9.1	8.4	8.7	34.60	8		


WELSH PRELIMS 2011




VAULT



VAULT



TUMBLE



TUMBLE



TOTAL



RANK

TEAM
TOTAL

TEAM
RANK

Phase 2 u-17 GIRLS

Sophie LeGallez	Eryri	9.1	9	9.3	8.2	35.60	1		
Fflur Huws	Eryri	8.8	9.1	9.2	8.5	35.60	2		
Amber Horton	Olympic	9.2	9.2	8.7	8.4	35.50	3		
Emily Nesham	Olympic	8.7	8.6	9	8.8	35.10	4		
Jade Morgan-Allwood	Olympic	5	9	6.5	6.9	27.40	5		
		22.9	26.8	24.2	24.1			98	1

Phase 1 u-17 GIRLS

Georgia Smith	Barry YMCA	8.8	8.5	8.4	7.8	33.50	3		
Charlotte Gabb	Barry YMCA	8.5	9	8.2	7.4	33.10	4		
Annabel Smith	Barry YMCA	8.7	8.8	8.4	8	33.90	2		
Shanney Jenkins	Barry YMCA	9.1	9	8.2	8.9	35.20	1		
		26.6	26.8	25	24.7			103.1	1